



Accountability Report

Facilities

Mike Hurd, Superintendent of Facilities

April 12, 2021

Accountability Report

SOURCE DOCUMENTS:

- SRPSD Policy 8: Board Operations, item 8 states the following:

“8.0 Fiscal Accountability

- 8.2 Annually approve the five-year capital plan and review facilities master plan. Submit the five-year capital plan to the Ministry of Education by the due date.*
- 8.4 Approve the submission of capital projects to the Ministry of Education, including emergency block capital projects.”*

- SRPSD Policy 13: Role of the Director of Education

“6.0 Continuous Improvement Planning and Reporting

- 6.1 Leads the strategic planning process including the development of Division goals, budget, student learning, facilities and transportation plans and implements plans as approved. Involves the Board appropriately (Board identification of priorities and outcomes, opportunity for Board input early in the process, final Board approval).”*

- SRPSD 2017 -2020 Strategic Plan

Core value related to the infrastructure and facilities indicates:

“Infrastructure and Facilities”

Long Term Outcome

Students will be supported in their learning by appropriate infrastructure and engaged communities.

Broad Strategies

- Use of Asset Planner for facility management.
- Engagement with community partners for shared facility usage.

- There are several Administrative Procedures that guide the work of the Facilities Department.

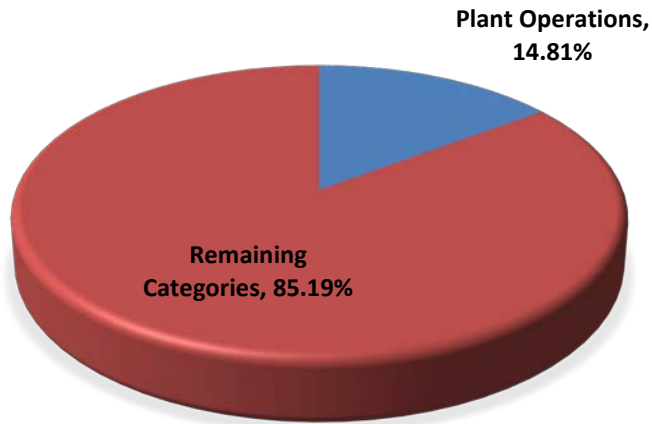
Accountability Report

EVIDENCE:

A. Budget

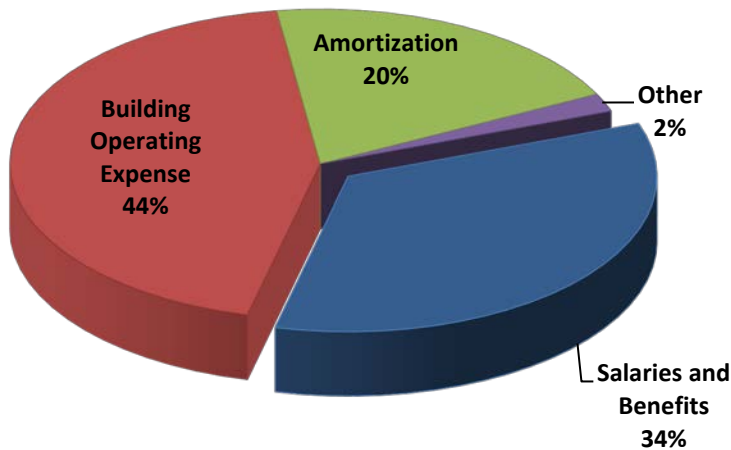
- Facilities operating budget is \$14.5 million.
- This includes PMR and capital expenditures.

PLANT OPERATIONS AND MAINTENANCE AS A PERCENTAGE OF BUDGET



Source: Budget 2019-20

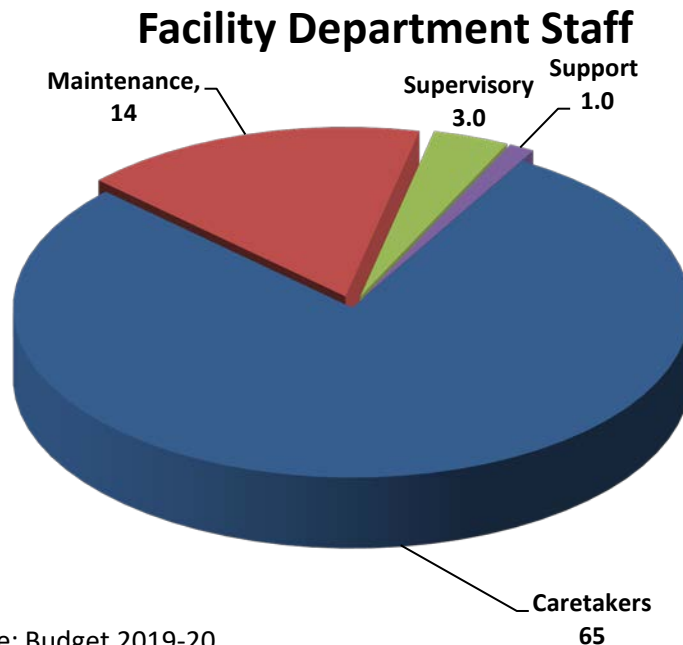
Operating Budget



Source: Budget 2019-20

B. Staff

- Total number of staff in the department – see below.



- Caretakers assigned to schools based on the size of the facility.
- Maintenance tradespersons (carpenters, plumbers, electrician, and welder) are assigned to the Maintenance Centre and service all facilities in the Division.
- Due to the size of facility, Carlton Comprehensive Public High School has three full time maintenance staff assigned to it permanently.

C. Maintenance Services Delivery Methods

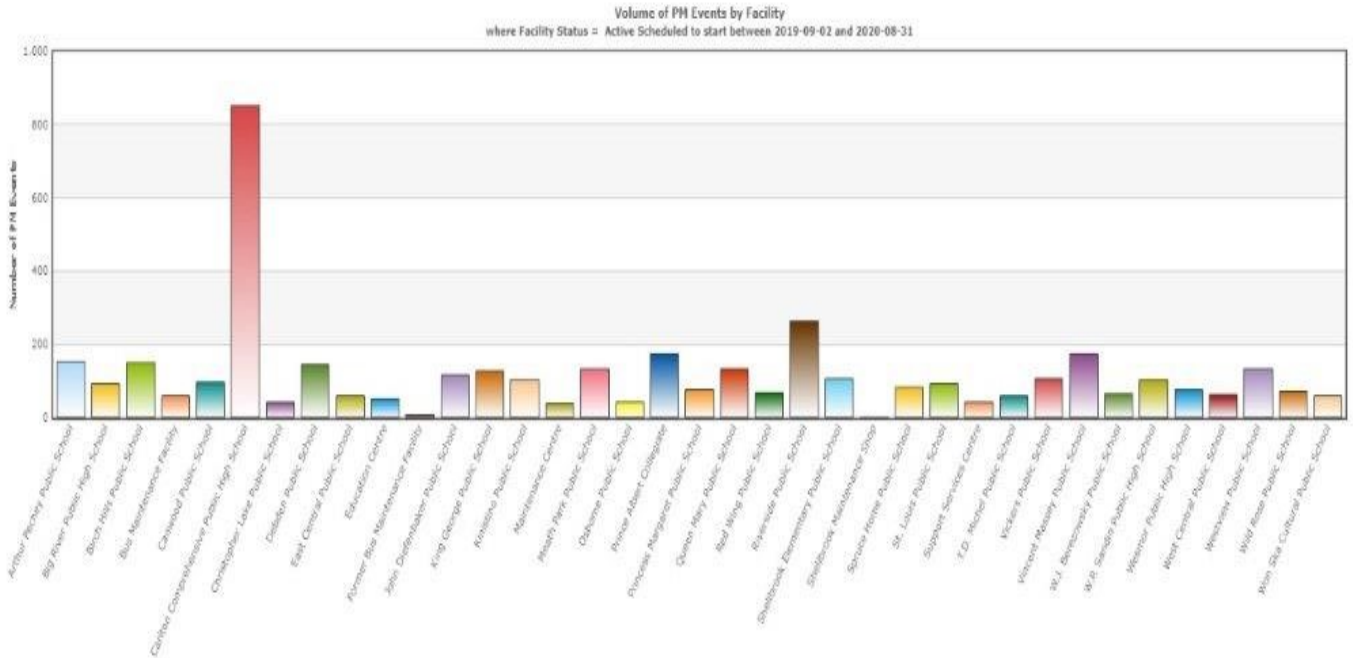
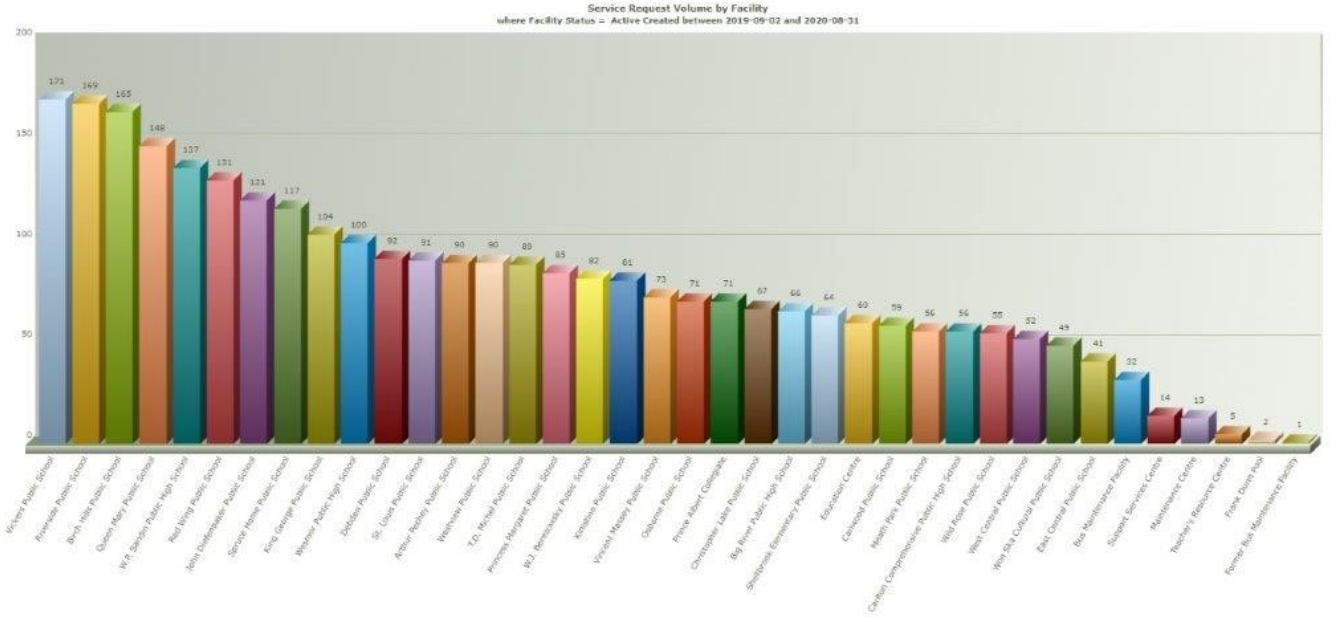
• Service Requests

- Service requests submitted electronically through the Asset Planner software by school administration and caretakers. The support person distributes the requests to the appropriate maintenance staff.
- Approximately 250 service requests monthly.
- Service requests reviewed quarterly to ensure targets for completion are being met.

• Preventative Maintenance Requests

- Maintenance staff performs regularly scheduled maintenance on facility and components, i.e., boilers, furnaces, air-handling units.
- Approximately 230 preventative maintenance requests monthly.
- Preventative maintenance requests reviewed quarterly to ensure targets for completion are being met and discuss equipment that may be reaching the end of its lifecycle.

Accountability Report



Accountability Report

D. Projects

- **Annual Small Projects**

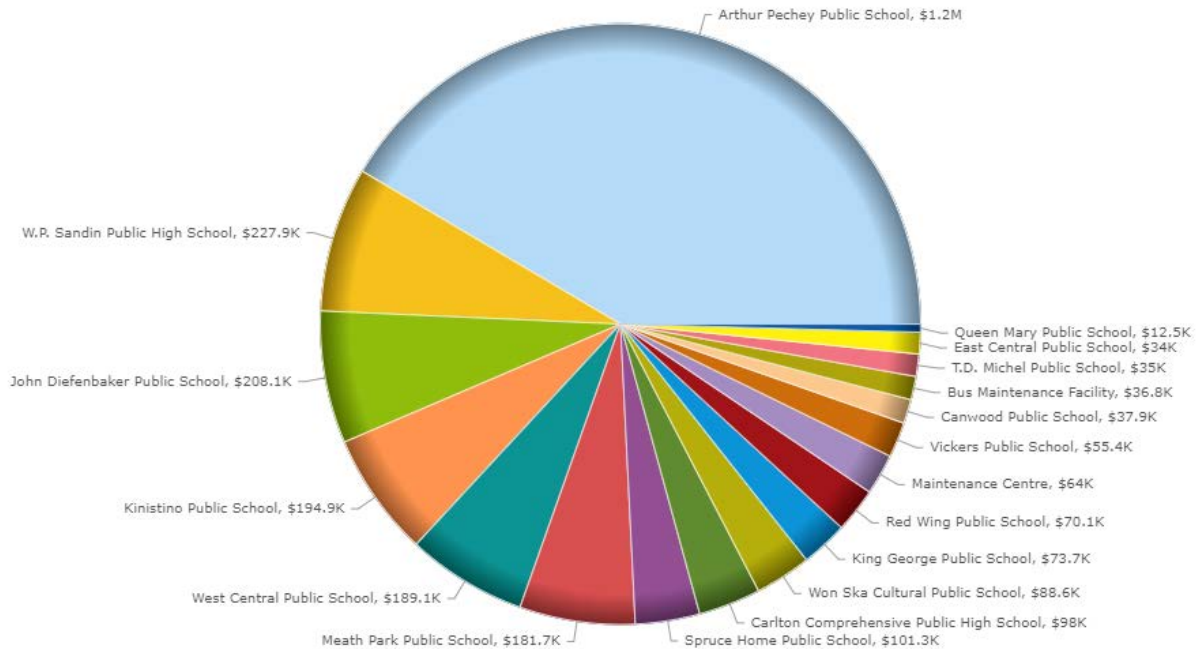
- Work is determined by regular facility inspections and annual review meetings with principals and the use of the Asset Planner audit module.
- Maintenance Centre staff undertook a large number of projects this past year some example are as follows:
 - Gym floor sanding and recoating WP Sandin, Canwood, and Big River High School.
 - Re-tube boiler WP Sandin.
 - Refresh painting Phase III École Vickers.
 - Refresh painting West Central.
 - Refresh painting East Central.
 - Replaced sidewalks and step Birch Hills.
 - Replaced flooring in classrooms, hallways and washrooms in number of schools.
 - Installed intercom and electronic strike systems on St. Louis and Red Wing.
 - Renovated multi purpose room Wesmor into Cosmetology Lab.
 - Wireless network upgrades Debden and Canwood.
 - Replaced fire alarm panels West Central and TD Michel.
 - Installation of bottle fill stations in schools Phase 1.
 - Installation of sheds and fencing for Pre-K at JD, PM, and WJB.
 - Replacement of AC condenser top floor Ed Centre.
 - Outdoor learning space King George.
 - Phase IV of water line and drain line replacement at Carlton in the crawlspace.
 - Replaced lockers and toilet partitions in a number of schools.
 - Installation of playground equipment in a number of schools.
 - Replaced doors and hardware in a number of schools.

- **Preventative Maintenance and Renewal (PMR)**

- Ministry funding in addition to operating budget.
- Based on square footage of facilities.
- Board approve updated three-year PMR plan prior to June 30 of each year.
- The division received \$2,630,00.00 in 2019-2020.
- Preventative Maintenance and Renewal Projects tracked on the Asset Planner software.
- The software indicates work in progress and CAM (Capital Asset Management).

Accountability Report

Project Cost by Facility
where Status is Work in Progress or Completed and where Facility Status = Active Actual Start Date between 2019-09-02 and 2020-08-31



- **Major Projects**

- Replacement of boilers at Meath Park (high efficient).
- Replacement of boilers at West Central School (high efficient).
- Block repair and new cladding Red Wing Gym.
- Replaced windows King George South East Wing.
- Replacement of windows John Diefenbaker.
- Replacement of windows Spruce Home.
- Replacement of windows Won Ska.
- Replaced roof top units Canwood, Kinistino, and Osborne.
- New Childcare Centre addition at École Arthur Pechey.
Upgraded building management controls systems in 17 schools and bus maintenance facility.
- Division wide LED lighting retrofit project.
- Replaced roof over carpentry shop Carlton.
- Replaced roof over main entry, admin area and hallway W.P.Sandin.
- Replaced gym floor École Arthur Pechey.
- Replaced gym floor John Diefenbaker.
- Replacement of CCTV systems Queen Mary, École Vickers, John Diefenbaker, and Birch Hills.

E. Capital Planning

- **Summary**

The present level of the deferred maintenance backlog and facility renewal for the SRPSD portfolio is about \$76 million. The replacement value of the assets estimated to be \$410 million based on cost per square foot analysis projections (in current year dollars). Using these two

Accountability Report

numbers, without funding, we find that the overall portfolio is in the “Poor” range (18.7% FCI) based on industry standards.

The current portfolio FCI of 18.7% is common among school boards & public infrastructure in Canada and can be effectively managed with adequate funding and the application of capital planning strategies. Without funding the portfolio migrates to “Critical” by 2025 but with current funding the portfolio will reach “Critical” by 2055. The current estimated annual funding of \$5.3 Million extends the life of the portfolio by 30 years.

- **Detailed Findings**

- **Age Profile**

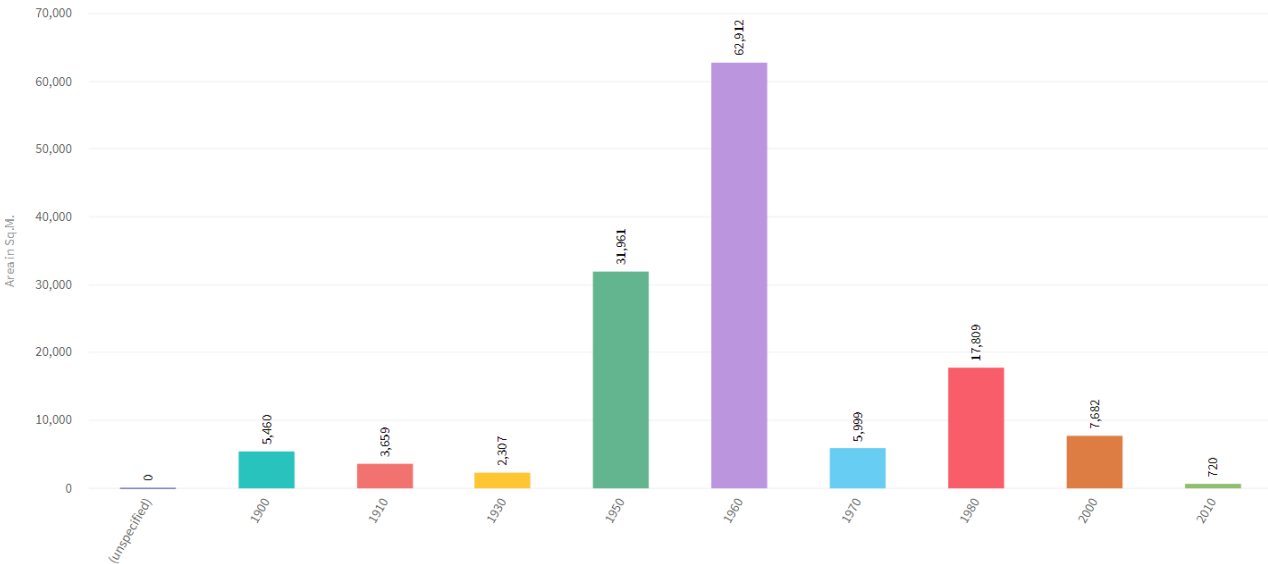


Figure 1: Age Profile of SRPSD Portfolio by Decade

The building ages vary from 1900 to 2012 with a weighted average portfolio age of 52 years (circa 1964). Over half of the portfolio – 25 facilities – representing 76% of the total portfolio size were constructed prior to 1970 while the remaining 19 facilities were constructed between 1970 and 2012.

As facilities age, they require increased maintenance and upkeep. The overall condition of the portfolio is directly attributable to the level of funding required for maintenance and building renewal.

Life Cycle Projections

Based on preliminary estimates of life cycle timing and costs, the present level of the “Deferred Maintenance Backlog” is estimated at approximately \$76 million prior to any funding as shown in Figure 2 below. Life cycle renewal costs for the major building elements have been established for each building to determine the Capital Renewal budget requirements over the next 30 years. These repair and replacement values are in current year dollars.

Accountability Report

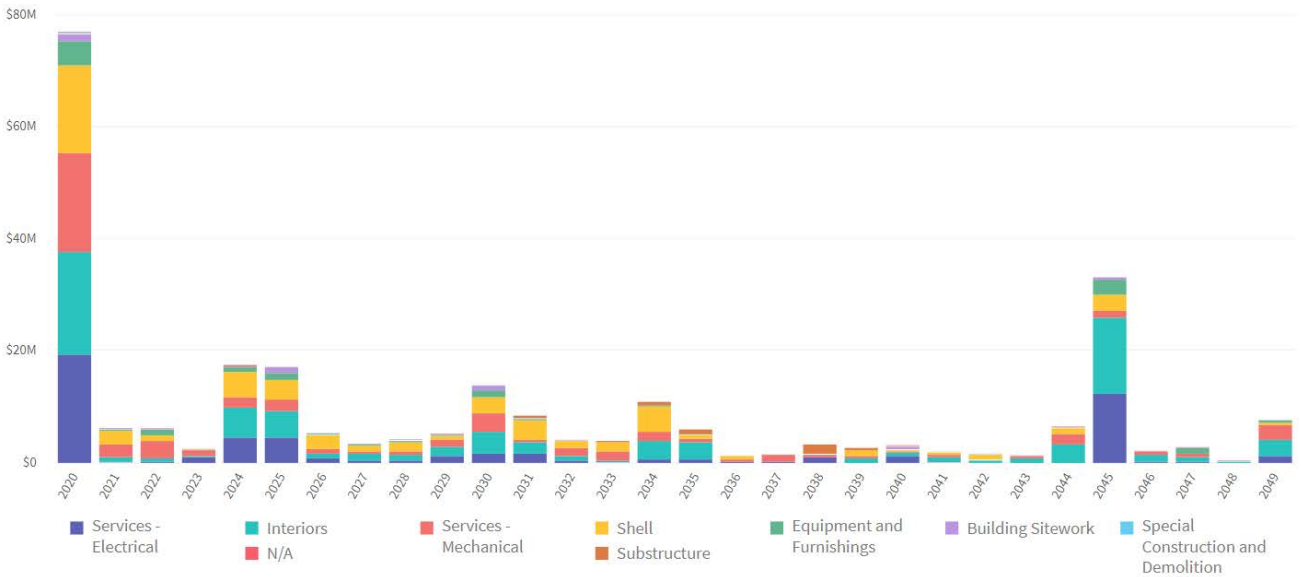


Figure 2: Current Deferred Backlog and 30-year Renewal Cost for all SRPSD Facilities

- Capital Funding Analysis

How much funding is required?

Industry guidelines recommend an annual funding amount between 2% to 4% of the facility replacement value to adequately maintain them. In addition to an annual funding amount, special funds should be allocated to reduce the backlog of deferred maintenance.

Excluding special funds, the renewal funding required for SRPSD portfolio would translate to \$8.2 million annually (2% of \$410M replacement value).

Presently, the average funding for the SRPSD portfolio, allocated to deferred maintenance and capital renewal, is estimated to be \$5.3 million per year.

Figure 3 below provides a graphical comparison of the cumulative renewal costs (top line) and the cumulative assumed current funding allocation (dark blue). The unfunded liability gap (light blue) in 30 years is approximately \$100 million.

Accountability Report

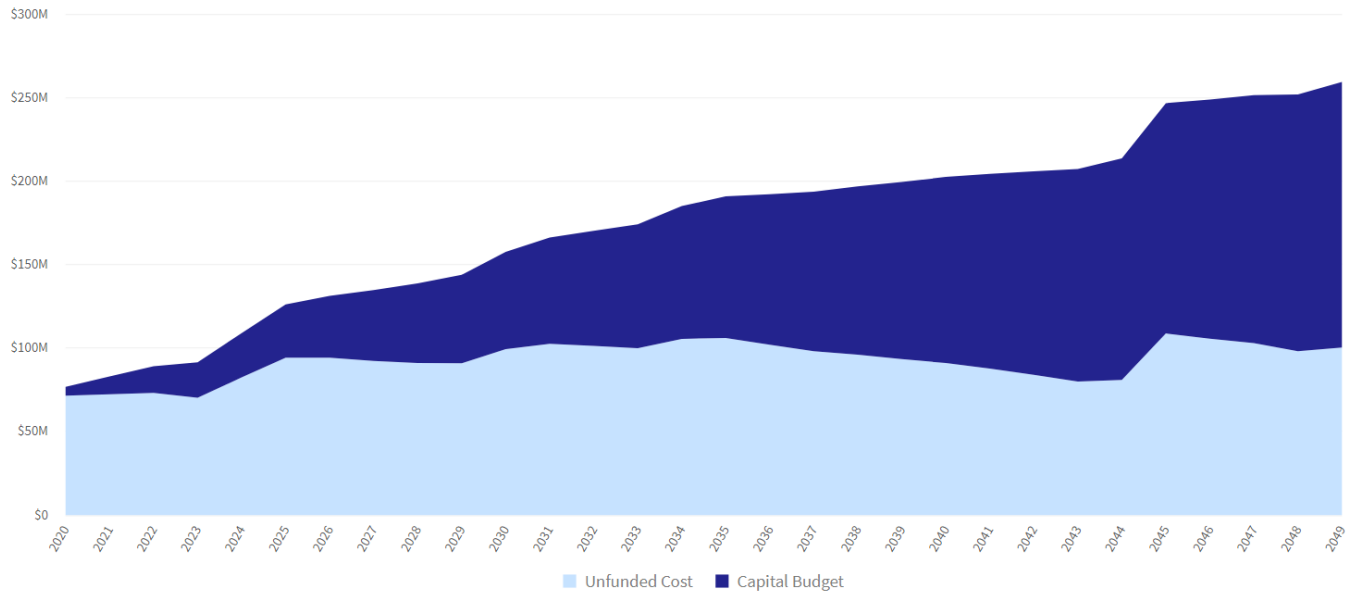


Figure 3: Cumulative Needs (top line) vs Available Funds (dark blue)

The unfunded figures represent the findings and results obtained from the life cycle renewal cost analysis.

Facility Condition Index (FCI)

The term Facility Condition Index (or FCI) is “a ratio of the cost of remedying capital deficiencies listed in the deferred maintenance backlog to the current replacement value”. The formula used for determining the FCI for a facility, or a component of the facility, is as follows:

$$F.C.I = \frac{\text{Unfunded Liability (\$)}}{\text{Current Replacement Value (\$)}}$$

Where the “Unfunded liability” represents the sum value of all capital deficiencies and renewal costs (at any given point in time) less the funding applied to the asset(s) for capital renewal. “Current Replacement Value” is defined as the total amount of expenditure in current dollars that would be required to replace the institution's facilities to its optimal condition.

As the FCI rating increases, facilities will experience:

- Increased failure risk to components
- Increased maintenance and operating costs of facilities
- Negative impacts on building occupants; Quality of Teaching & Learning

Figure 4 below illustrates that the SRPSD Campus Portfolio has a deferred unfunded liability of 18.7% in the current year, which places the portfolio in the “Poor” range based on its current FCI rating and will migrate to the “Critical” range by 2025 (**black line**). With \$5.3 million in annual funding the current FCI is 17.4% and will migrate to the “Critical” range by 2055 (**blue line**).

Accountability Report

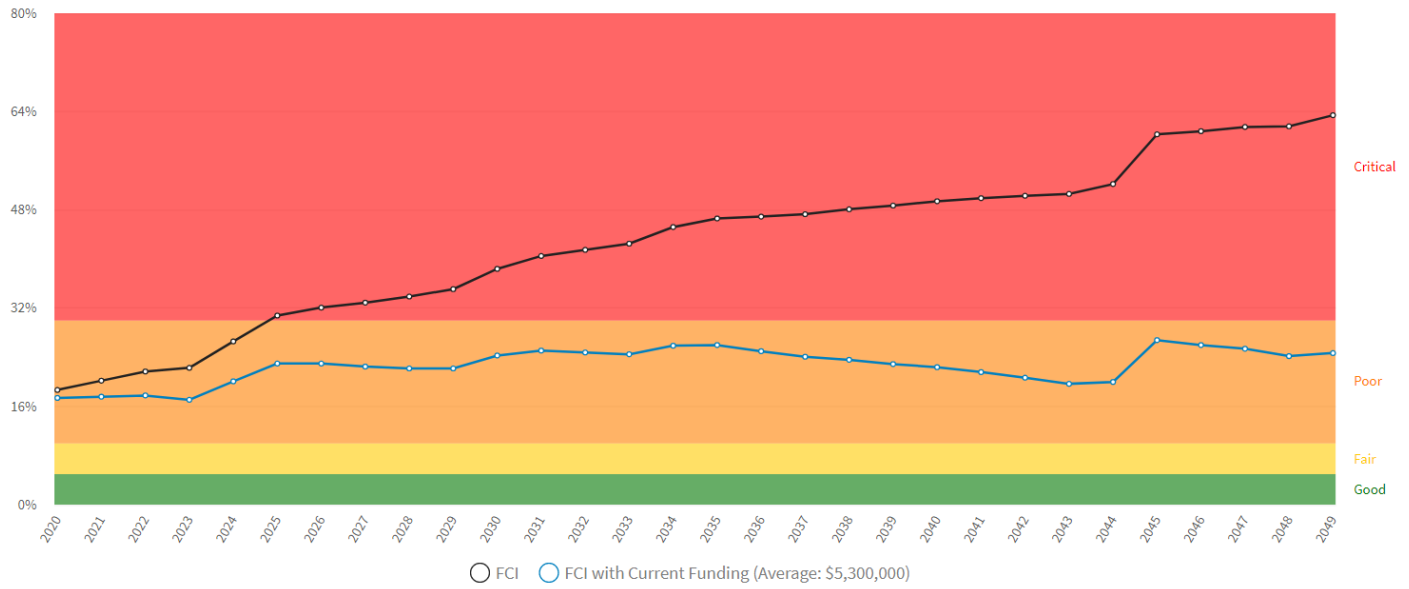


Figure 4: FCI & Backlog Funding Model for SRPSD Portfolio

Sustainability Target

Many Real Property Owners have begun using 10% as an appropriate FCI level for their portfolios, stating that it is acceptable to carry a deferred backlog of up to 10% of the replacement value of the asset.

If the deferred backlog can remain around 10%, then the assets will be continually “sustained” at an acceptable level of risk that preserves the initial capital investment and minimizes impacts to campus occupants. This Sustainability Target compared to the Unfunded Liability is shown below in Figure 5.

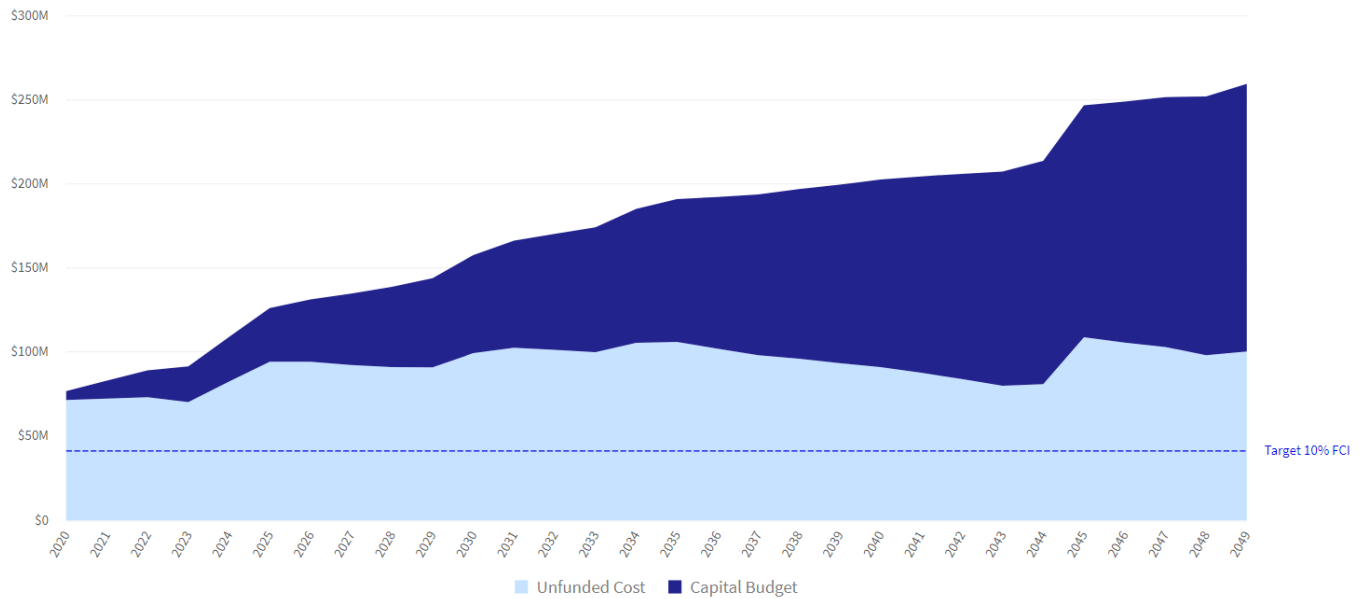


Figure 5: Unfunded Liability & Sustainability Target for SRPSD Portfolio

Accountability Report

The Sustainability Target funding levels are illustrated below in Figure 6 in what is known as the Backlog Funding Model. Based on the projected future funding level a Facilities Condition Index (FCI) is calculated. To maintain the facilities in a “Fair” state of repair (based on a 10% FCI rating), about \$7.2 million will need to be applied annually for the next 30 years.

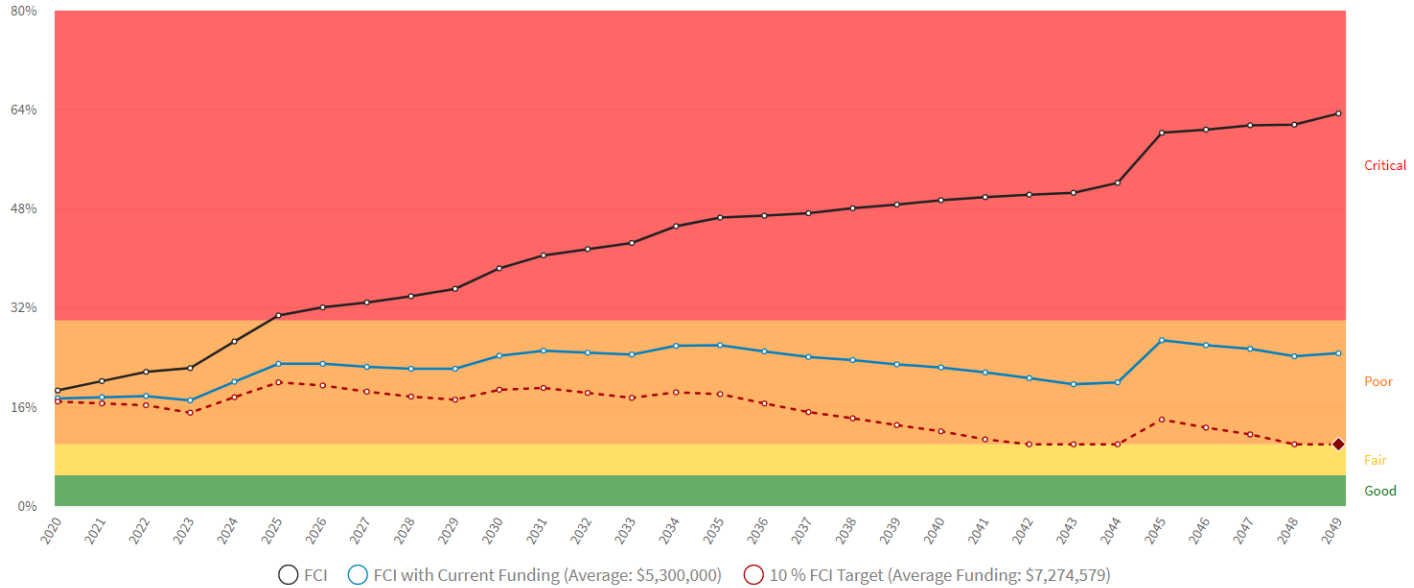


Figure 6: FCI and Funding Required to Maintain Assets

These levels of funding for capital and repair will ensure the building stock will be maintained at an acceptable level of risk preserving the initial capital investment. If the level of facility renewal funding is reduced, the exposure to risk will increase and the probability of premium renewal expenditures will increase.

Impact Analysis of Current Funding

In addition to demonstrating the need for additional funding, we have performed an impact analysis to demonstrate the impact of the current funding level. The analysis demonstrates that the \$5.3 million in annual capital funds does make a significant impact on the portfolio FCI and unfunded liability. The impact analysis is outlined below and demonstrated in Figure 7.

With funding, the current FCI is 17.4% and the portfolio approaches critical in 2055;
 Without funding, the current FCI is 18.7% and the portfolio approaches critical in 2025;

This demonstrates that the current funding of \$5.3 million annually extends the portfolio useful service life by 30 years, by utilizing the Critical range as our facility lifecycle benchmark (30% FCI).

Accountability Report

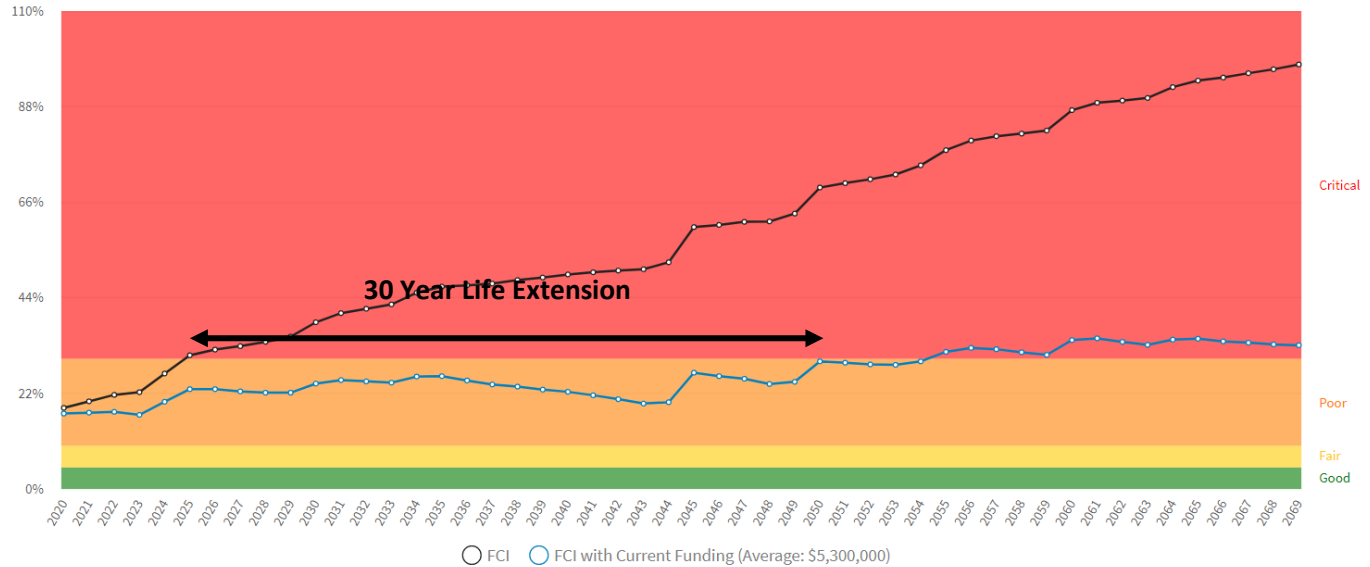


Figure 7: Impact Analysis & Useful Service Life Extension for SRPSD Portfolio

While additional funding would help to improve the FCI and sustain a 10% FCI, it is important to note that the current funding level does make a significant impact on the portfolio condition and the expected life of the facilities. If this funding level were to be reduced, it would have a clear impact on the FCI and the lifecycle of the SRPSD facilities.

F. Safety

- Active SRPSD safety program.
- COR status (Certificate of Recognition) for Maintenance Department.
- An external audit was completed on the Maintenance Department in November 2019.
- Safe work practices and job procedures reviewed annually (October).
- Ongoing safety training for facilities staff.
- Weekly toolbox meetings – safety is always first and foremost.

Division safety initiatives

- Review of asbestos management plan
 - Reviewed existing asbestos audit and upgraded maintenance plan. Undertook removal where recommended by asbestos management Consultant.
 - Asbestos awareness training provided to all Maintenance and Caretaking staff and supervisors
- Occupational, Health and Safety
 - Ensuring that all schools and support facilities have an active Occupational Health and Safety committees and that the Co-Chairs are trained with Level I and II for compliance with the OH&S Regulations.
- Review of the Fire Safety Guidelines for Schools
 - Implementation of recommendations from the Fire Safety Audit and Inspections.
 - Annual school fire inspection.
 - Fire officials and risk managers inspect all schools annually.

Accountability Report

- WHMIS 2015
 - Co-ordinated the expedition of all SRPSD staff obtaining WHMIS 2015 to comply with legislation.

G. Professional Development

- Facility staff receives professional development in areas relating to their job – health and safety, first aid, etc.
- All facilities staff received first aid training/re-certification.
- Mechanical controls and building automation training (mechanical and electrical trades).
- All facilities staff have taken the new WHMIS Global Harmonization course.

H. Facility Department Initiatives

- Review preventative maintenance procedures and practices annually
- Metasys Building management software upgrade.

ADMINISTRATIVE IMPLICATIONS:

A. Successes

- Regularly scheduled maintenance and repair of SRPSD facilities allows for the delivery of educational programming in a safe and well-maintained environment.
- Construction of a new Daycare facility at École Arthur Pechey.
- Increase in PMR funding was appreciated and will assist in funding future projects.
- The 2019 PMR budget was increased to \$2,600,000.00
- Increase in funding levels of PMR and the Board's commitment to maintaining its facilities have allowed us to undertake projects that will help in extending the life of the division facilities.
- Mechanical systems in many of our schools have been or are on list for replacement.
- Addressing building envelope projects such as window replacements.
- Although the pandemic presented many challenges, there was opportunities for the Facilities Department to complete projects while schools were closed.

B. Challenges

- The age of SRPSD facilities (14 to 113 years).
- Lack of funding for capital projects (i.e. W.P. Sandin Public High School).
- Additional sanitizing requirements for caretaking staff due to COVID-19 protocols.

GOVERNANCE IMPLICATIONS

1. Based upon the report, it is recommended the Board maintain current direction for ensuring the facilities budget remains at the level that best serves our facilities.