



Accountability Report

Facilities

Mike Hurd, Superintendent of Facilities

April 6, 2020

Accountability Report

SOURCE DOCUMENTS:

- SRPSD Policy 8: Board Operations, item 8 states the following:

“8.0 Fiscal Accountability

- 8.2 Annually approve the five-year capital plan and review facilities master plan. Submit the five-year capital plan to the Ministry of Education by the due date.*
- 8.4 Approve the submission of capital projects to the Ministry of Education, including emergency block capital projects.”*

- SRPSD Policy 13: Role of the Director of Education

“6.0 Continuous Improvement Planning and Reporting

- 6.1 Leads the strategic planning process including the development of Division goals, budget, student learning, facilities and transportation plans and implements plans as approved. Involves the Board appropriately (Board identification of priorities and outcomes, opportunity for Board input early in the process, final Board approval).”*

- SRPSD 2017 -2020 Strategic Plan

Core value related to the infrastructure and facilities indicates:

“Infrastructure and Facilities”

Long Term Outcome

Students will be supported in their learning by appropriate infrastructure and engaged communities.

Broad Strategies

- Use of Asset Planner for facility management.
- Engagement with community partners for shared facility usage.

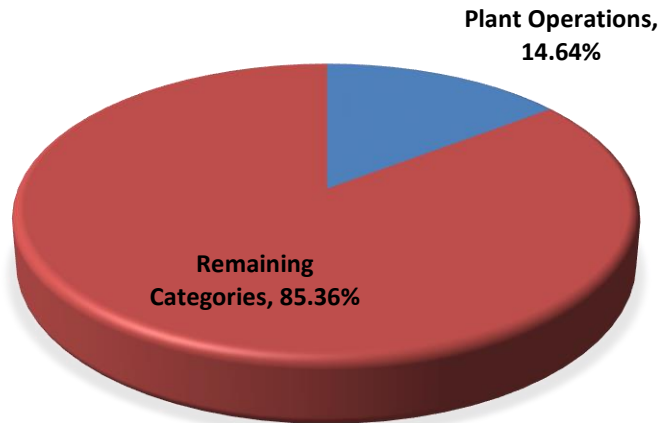
- There are several Administrative Procedures that guide the work of the Facilities Department.

EVIDENCE:

A. Budget

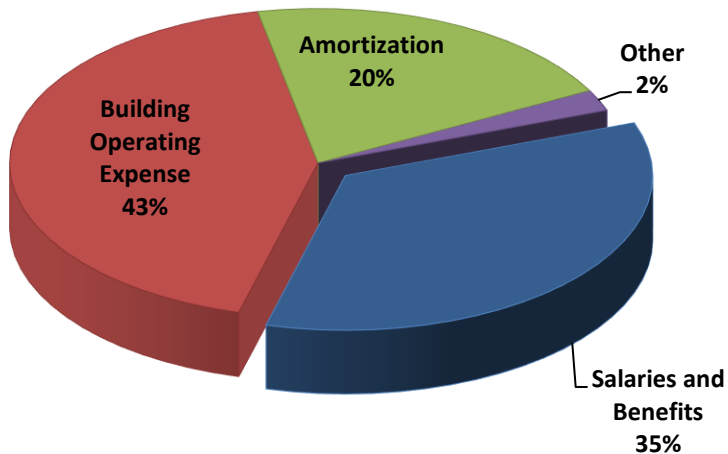
- Facilities operating budget is \$14.5 million.
- This includes PMR and capital expenditures.

PLANT OPERATIONS AND MAINTENANCE AS A PERCENTAGE OF BUDGET



Source: Budget 2018-19

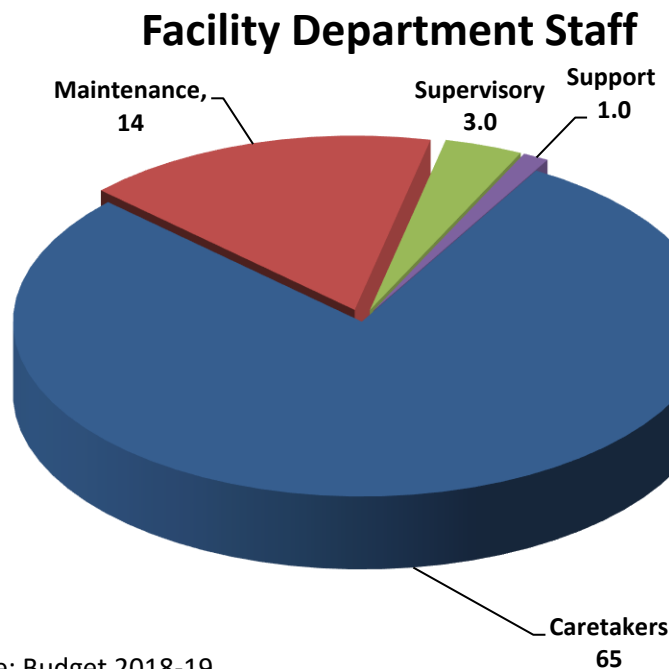
Operating Budget



Source: Budget 2018-19

B. Staff

- Total number of staff in the department – see below.



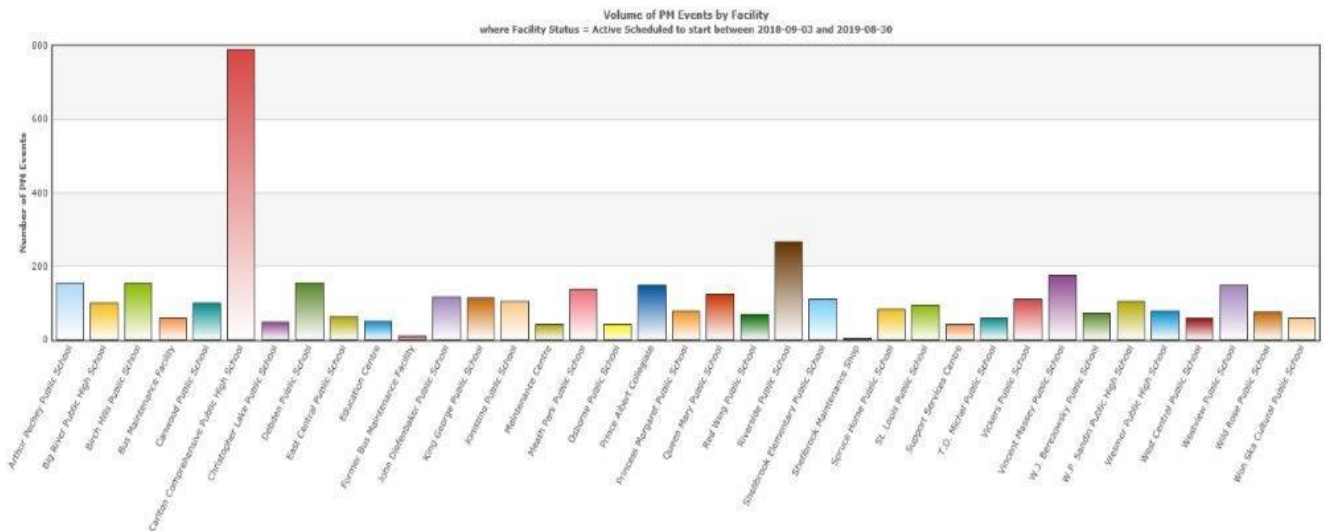
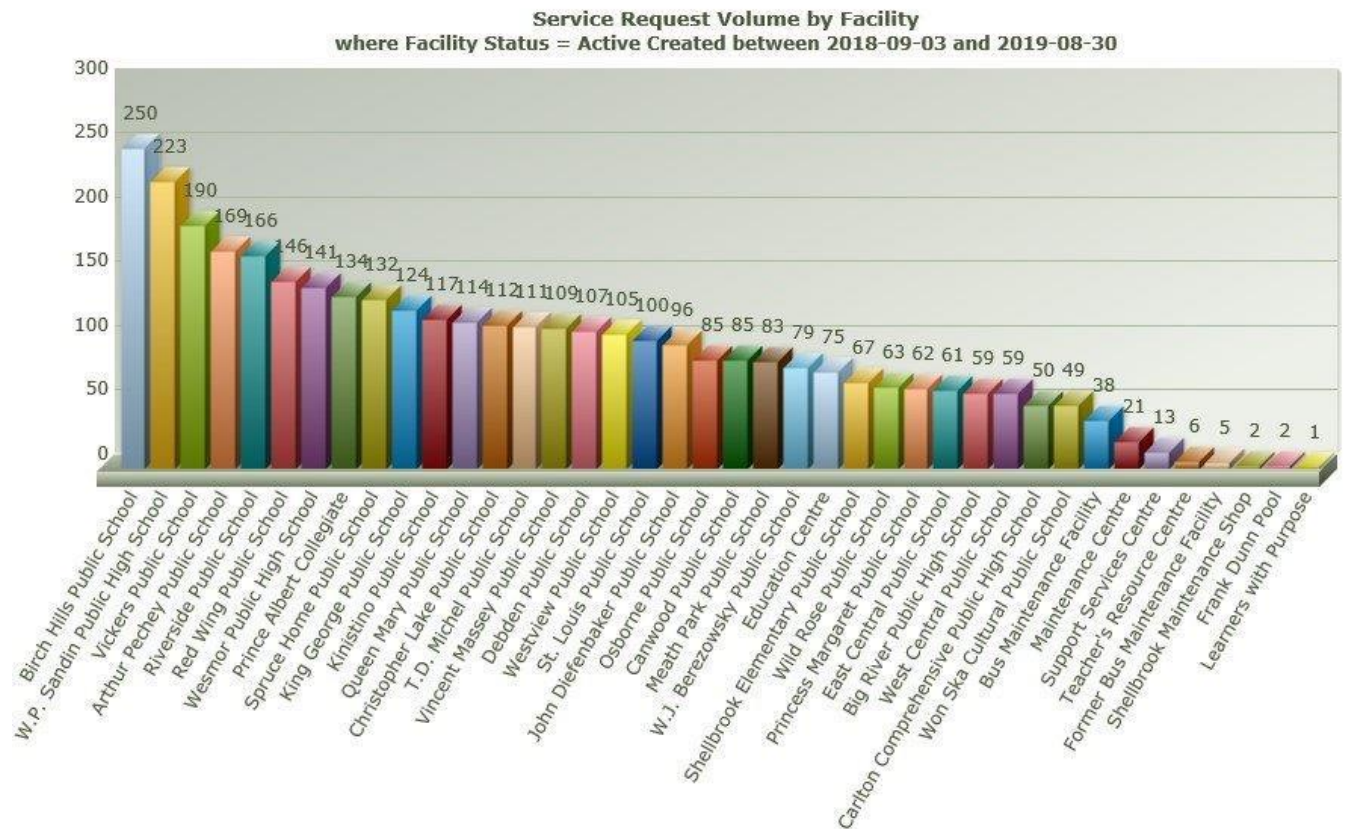
Source: Budget 2018-19

- Caretakers assigned to schools based on the size of the facility.
- Maintenance tradespersons (carpenters, plumbers, electrician, and welder) are assigned to the Maintenance Centre and service all facilities in the Division.
- Due to the size of facility, Carlton Comprehensive Public High School has three full time maintenance staff assigned to it permanently.

C. Maintenance Services Delivery Methods

- **Service Requests**
 - Service requests submitted electronically through the Asset Planner software by school administration and caretakers. The support person distributes the requests to the appropriate maintenance staff.
 - Approximately 250 service requests monthly.
 - Service requests reviewed quarterly to ensure targets for completion are being met.
- **Preventative Maintenance Requests**
 - Maintenance staff performs regularly scheduled maintenance on facility and components, i.e., boilers, furnaces, air-handling units.
 - Approximately 230 preventative maintenance requests monthly.
 - Preventative maintenance requests reviewed quarterly to ensure targets for completion are being met and discuss equipment that may be reaching the end of its lifecycle.

Accountability Report



Accountability Report

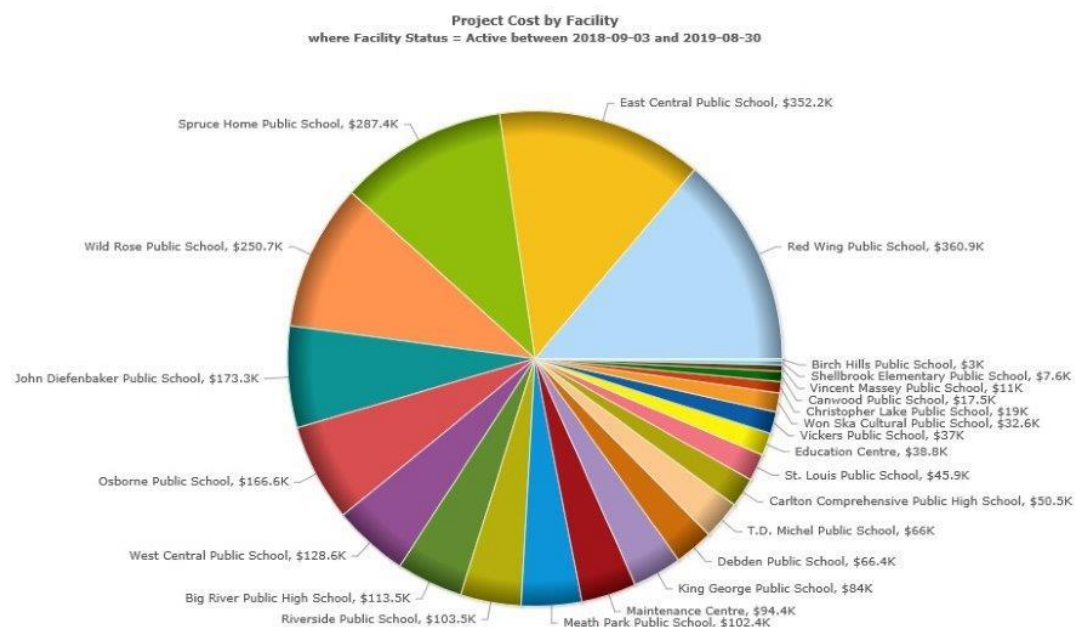
D. Projects

• Annual Small Projects

- Work is determined by regular facility inspections and annual review meetings with principals and the use of the Asset Planner audit module.
- Maintenance Centre staff undertook a large number of projects this past year some example are as follows:
 - Paint gymnasium and install acoustical system at St. Louis.
 - Refresh painting of entire school at TD Michel.
 - Refresh painting phase 2- at Ecole Vickers.
 - Refresh painting entire school at John Diefenbaker.
 - Removal and replacement of concrete at main entry at Meath Park.
 - Replaced sidewalk at Christopher Lake.
 - Replaced flooring in a number of schools at TD, Can, RW, WP, WV, SH and RIV.
 - Replaced ceiling and lighting in gymnasium at John Diefenbaker.
 - Replaced lighting at Frank Dunn Pool.
 - Replaced concrete on ramps at Carlton.
 - Phase III of water line and drain line replacement at Carlton in the crawlspace.
 - Replaced lockers and toilet partitions in a number of schools.
 - Installation of playground equipment in a number of schools.
 - Replaced doors and hardware in a number of schools.

• Preventative Maintenance and Renewal (PMR)

- Ministry funding in addition to operating budget.
- Based on square footage of facilities.
- Board approve updated three-year PMR plan prior to June 30 of each year.
- The division received \$2,300,000.00 in 2018-2019.
- Preventative Maintenance and Renewal Projects tracked on the Asset Planner software.
- The software indicates work in progress and CAM (Capital Asset Management).



Accountability Report

- **Major Projects**

- Roof replacement Gymnasium and change rooms at Spruce Home.
- Roof replacement Gymnasium and change rooms at Big River High.
- Roof replacement East and West wings at Wild Rose.
- Replacement of roof top make up air handling units at Meath Park.
- Complete take down and refurbishing of Red Gym floor at Carlton.
- Replacement of boilers and roof top units at East Central.
- Replaced fire alarm systems at Riverside and Spruce Home.
- Replaced Gymnasium floor at West Central.
- Replaced gymnasium floor at King George.
- Installation of CCTV system at Arthur Pechey.
- Replaced windows Red Wing.
- Replaced windows Osborne.

E. **Capital Planning**

- **Summary**

The present level of the deferred maintenance backlog and facility renewal for the SRPSD portfolio is about \$66 million. The replacement value of the assets estimated to be \$408 million based on cost per square foot analysis projections (in current year dollars). Using these two numbers, we find that the overall portfolio is just entering the “Poor” range (**15.2% FCI**) based on industry standards.

The current portfolio FCI of 15.2% (Poor) is common among school boards & public infrastructure in Canada and can be effectively managed with adequate funding and the application of capital planning strategies. However, capital needs are increasing faster than available funding and we expect the portfolio to migrate to the “Critical” range by 2042 based on an estimate of \$4.3 million of capital dollars available on average per year for deferred maintenance and capital renewal.

- **Detailed Findings**

- **Age Profile**

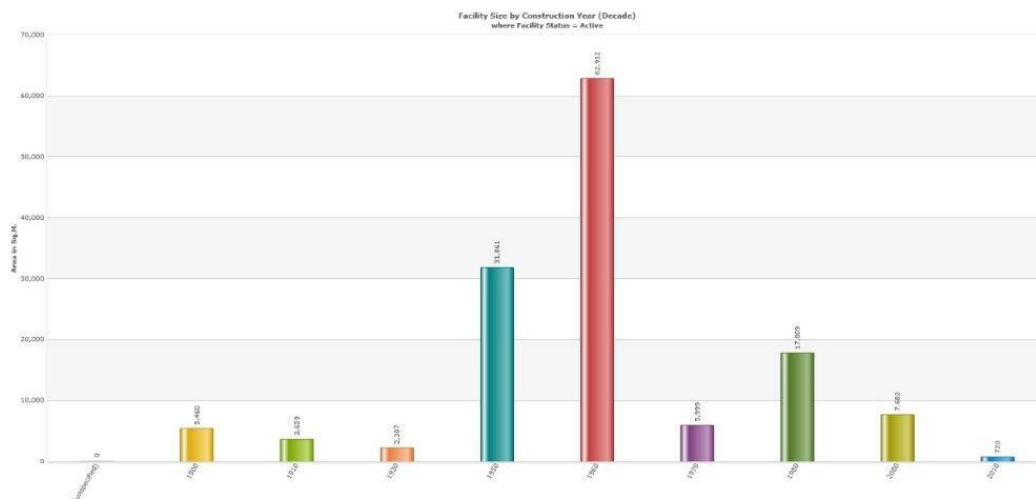


Figure 1: Age Profile of SRPSD Portfolio by Decade

Accountability Report

The building ages vary from 1900 to 2012 with a weighted average portfolio age of 52 years (circa 1964). Over half of the portfolio – 25 facilities – representing 76% of the total portfolio size were constructed prior to 1970 while the remaining 19 facilities were constructed between 1970 and 2012.

As facilities age, they require increased maintenance and upkeep. The overall condition of the portfolio is directly attributable to the level of funding required for maintenance and building renewal.

Life Cycle Projections

Based on preliminary estimates of life cycle timing and costs, the present level of the “Deferred Maintenance Backlog” is estimated at approximately \$66 million prior to any funding as shown in Figure 2 below. Life cycle renewal costs for the major building elements have been established for each building to determine the Capital Renewal budget requirements over the next 30 years. These repair and replacement values are in current year dollars.

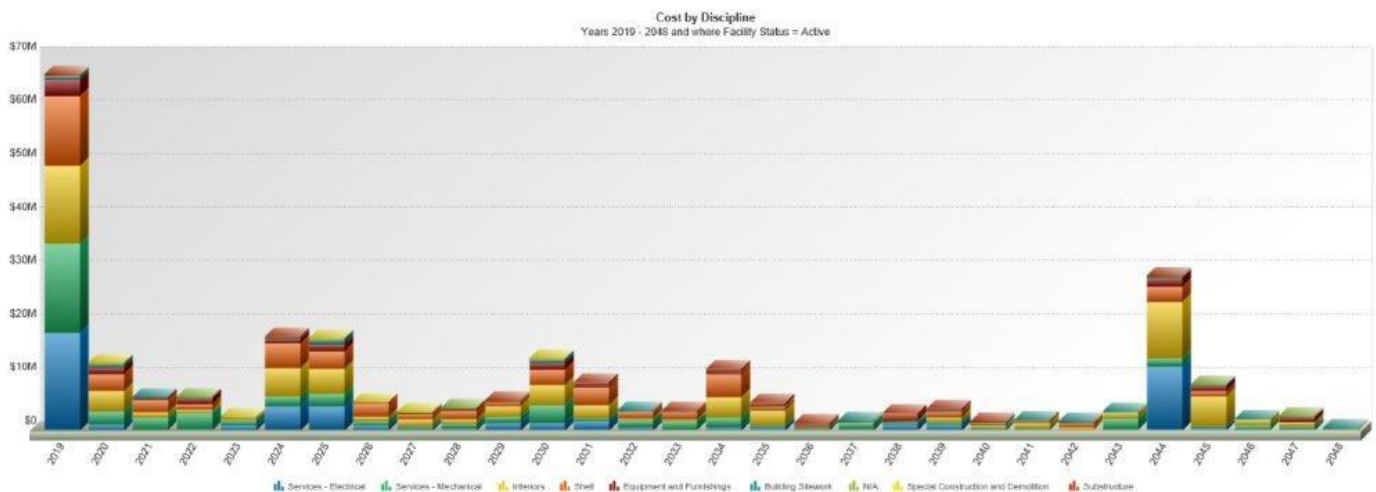


Figure 2: Current Deferred Backlog and 30-year Renewal Cost for all SRPSD Facilities

○ Capital Funding Analysis

How much funding is required?

Industry guidelines recommend an annual funding amount between 2% to 4% of the facility replacement value to adequately maintain them. In addition to an annual funding amount, special funds should be allocated to reduce the backlog of deferred maintenance.

Excluding special funds, the renewal funding required for SRPSD portfolio would translate to \$8.2 million annually (2% of \$408M replacement value).

Presently, the average funding for the SRPSD portfolio, allocated to deferred maintenance and capital renewal, is estimated to be \$4.3 million per year.

Accountability Report

Figure 3 below provides a graphical comparison of the cumulative renewal costs (top line) and the cumulative assumed current funding allocation (purple). The unfunded liability gap (light blue) in 30 years is approximately \$136 million.

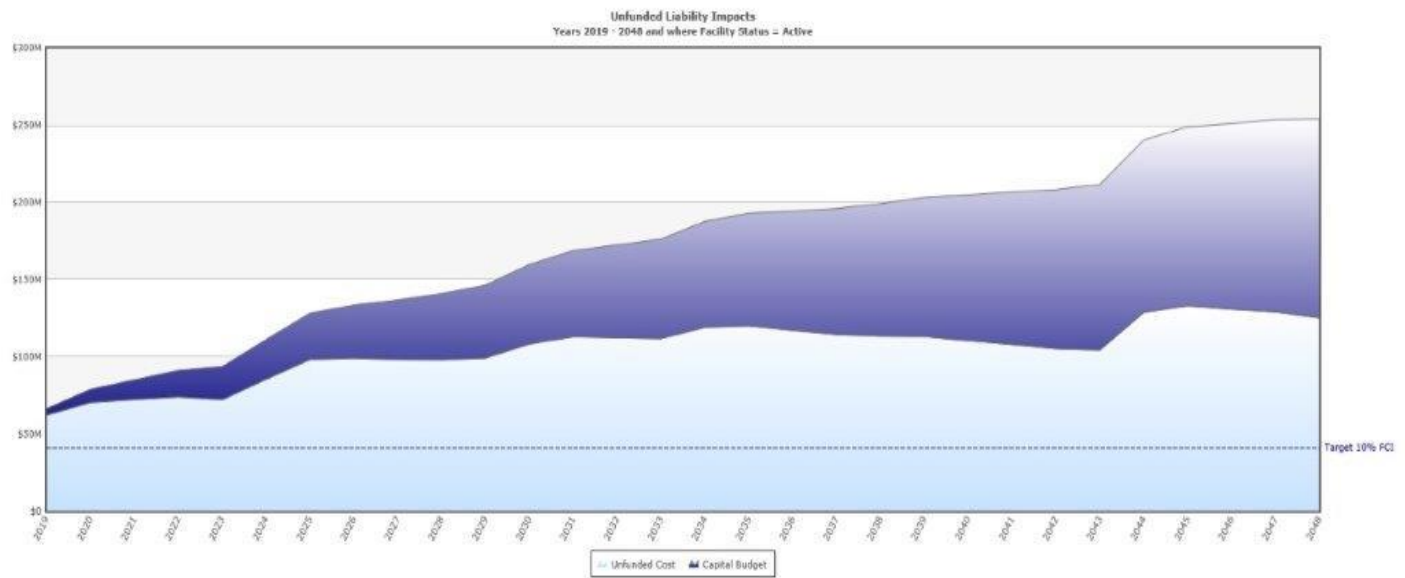


Figure 3: Cumulative Needs (top line) vs Available Funds (purple)

The unfunded figures represent the findings and results obtained from the life cycle renewal cost analysis.

Facility Condition Index (FCI)

The term Facility Condition Index (or FCI) is “a ratio of the cost of remedying capital deficiencies listed in the deferred maintenance backlog to the current replacement value”. The formula used for determining the FCI for a facility, or a component of the facility, is as follows:

$$F.C.I = \frac{\text{Unfunded Liability (\$)}}{\text{Current Replacement Value (\$)}}$$

Where the “Unfunded liability” represents the sum value of all capital deficiencies and renewal costs (at any given point in time) less the funding applied to the asset(s) for capital renewal. “Current Replacement Value” is defined as the total amount of expenditure in current dollars that would be required to replace the institution's facilities to its optimal condition.

As the FCI rating increases, facilities will experience:

- Increased failure risk to components
- Increased maintenance and operating costs of facilities
- Negative impacts on building occupants; Quality of Teaching & Learning

Figure 4 illustrates that the SRPSD Campus Portfolio has a deferred liability of 15.2% in the current year, which places the portfolio in the “Poor” range based on its current FCI rating. With \$4.3 million in annual funding for the SRPSD facilities, the FCI will migrate to the “Critical” range by 2042.

Accountability Report

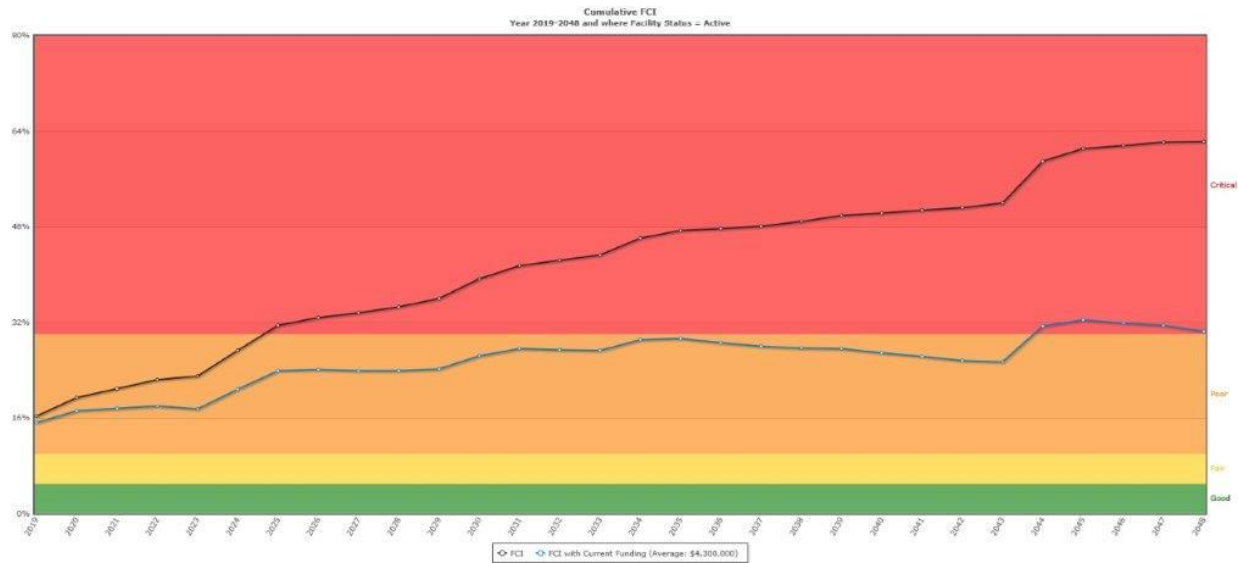


Figure 4: FCI & Backlog Funding Model for SRPSD Portfolio

Sustainability Target

Many Real Property Owners have begun using 10% as an appropriate FCI level for their portfolios, stating that it is acceptable to carry a deferred backlog of up to 10% of the replacement value of the asset.

If the deferred backlog can remain around 10%, then the assets will be continually “sustained” at an acceptable level of risk that preserves the initial capital investment and minimizes impacts to campus occupants. This Sustainability Target compared to the Unfunded Liability is shown below in Figure 5.

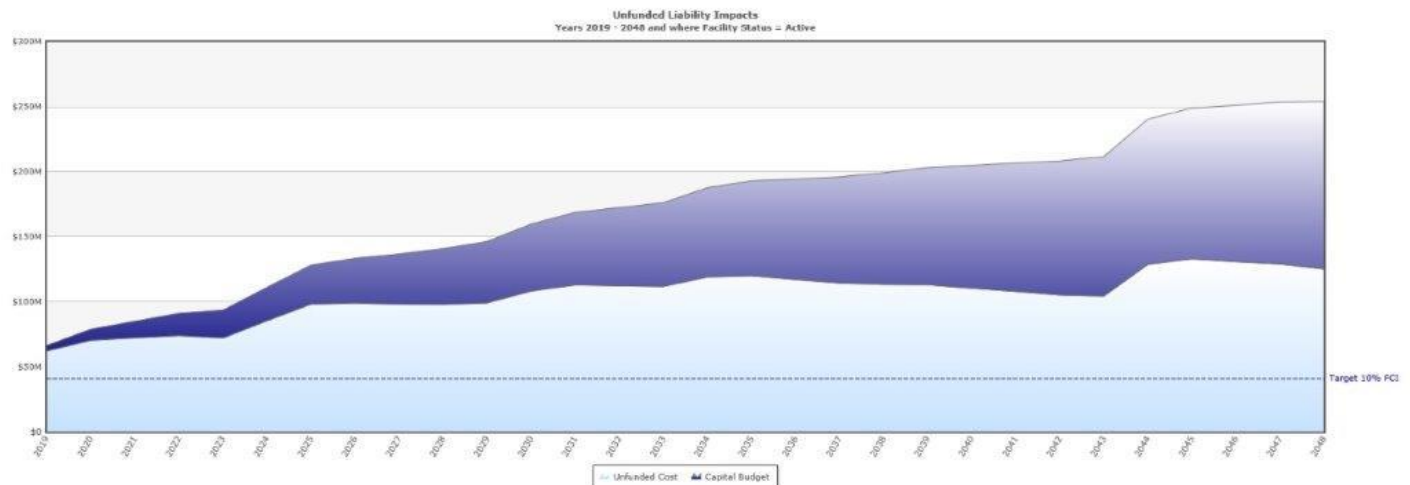


Figure 5: Unfunded Liability & Sustainability Target for SRPSD Portfolio

The Sustainability Target funding levels are illustrated below in Figure 6 in what is known as the Backlog Funding Model. Based on the projected future funding level a Facilities Condition Index (FCI) is calculated. To maintain the facilities in a “Fair” state of repair (based on a 10% FCI rating), about \$7 million will need to be applied annually for the next 30 years.

Accountability Report

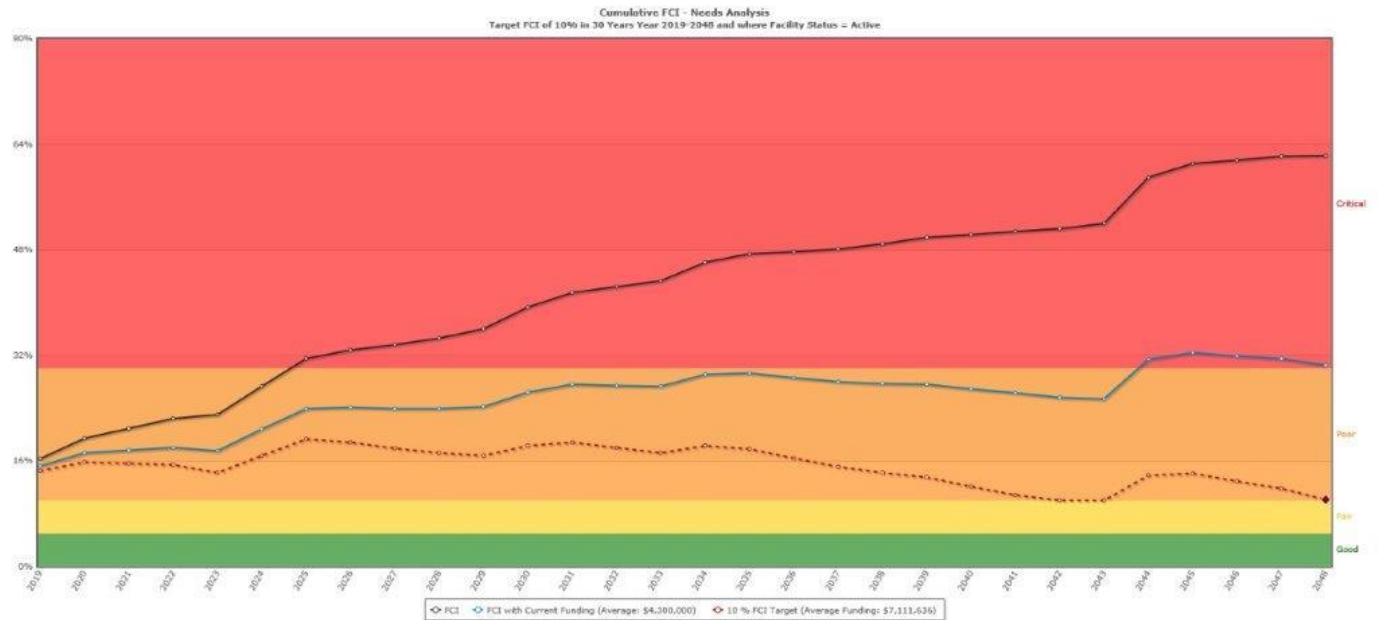


Figure 6: FCI and Funding Required to Maintain Assets

These levels of funding for capital and repair will ensure the building stock will be maintained at an acceptable level of risk preserving the initial capital investment. If the level of facility renewal funding is reduced, the exposure to risk will increase and the probability of **premium renewal expenditures** will increase.

Figure 6: FCI and Funding Required to Maintain Assets

Impact Analysis of Current Funding

In addition to demonstrating the need for additional funding, we have performed an impact analysis to demonstrate the impact of the current funding level. The analysis demonstrates that the \$4.3 million in annual capital funds does make a significant impact on the portfolio FCI and unfunded liability. The impact analysis is outlined below and demonstrated in Figure 7.

With funding, the current FCI is 15.2% and the portfolio approaches critical in 2042;
Without funding, the current FCI is 16.5% and the portfolio approaches critical in 2025;

This demonstrates that the current funding of \$4.3 million annually extends the portfolio useful service life by 17 years, by utilizing the Critical range as our facility lifecycle benchmark (30% FCI).

Accountability Report

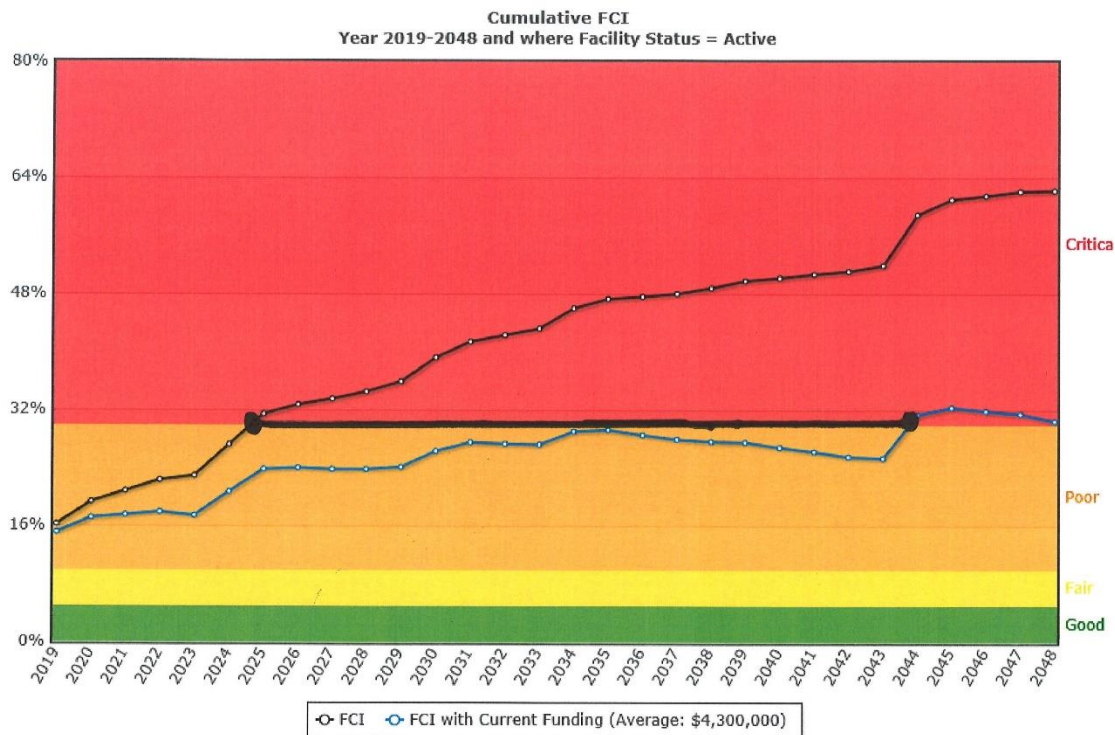


Figure 7: Impact Analysis & Useful Service Life Extension for SRPSD Portfolio

While additional funding would help to improve the FCI and sustain a 10% FCI, it is important to note that the current funding level does make a significant impact on the portfolio condition and the expected life of the facilities. If this funding level were to be reduced, it would have a clear impact on the FCI and the lifecycle of the SRPSD facilities.

F. Safety

- Active SRPSD safety program.
- COR status (Certificate of Recognition) for Maintenance Department.
- An external audit was complete on the Maintenance Department in November 2019.
- Safe work practices and job procedures reviewed annually (October).
- Ongoing safety training for facilities staff.
- Weekly toolbox meetings – safety is always first and foremost.

Division safety initiatives

- Review of asbestos management plan
 - Reviewed existing asbestos audit and upgraded maintenance plan. Undertook removal where recommended by asbestos management Consultant.
 - Asbestos awareness training provided to all Maintenance and Caretaking staff and supervisors
- Occupational, Health and Safety
 - Ensuring that all schools and support facilities have an active Occupational Health and Safety committees and that the Co-Chairs are trained with Level I and II for compliance with the OH&S Regulations.
 -

Accountability Report

- Review of the Fire Safety Guidelines for Schools
 - Implementation of recommendations from the Fire Safety Audit and Inspections.
 - Annual school fire inspection.
 - Fire officials and risk managers inspect all schools annually.
- Industrial Arts and Science Labs
 - Safety audits were undertaken in both of these program areas with recommendations for improvement provided by auditors.
- WHMIS 2015
 - Co-ordinated the expedition of all SRPSD staff obtaining WHMIS 2015 to comply with legislation.

G. Professional Development

- Facility staff receives professional development in areas relating to their job – health and safety, first aid, etc.
- In 2019, all facilities staff received first aid training/re-certification.
- Mechanical controls and building automation training (mechanical and electrical trades).
- All facilities staff have taken the new WHMIS Global Harmonization course.

H. Facility Department Initiatives

- Review preventative maintenance procedures and practices annually.
- Review of Caretaker Training Program.
- Metasys Building management software upgrade.

ADMINISTRATIVE IMPLICATIONS:

A. Successes

- Regularly scheduled maintenance and repair of SRPSD facilities allows for the delivery of educational programming in a safe and well-maintained environment.
- Undertook the addition of relocatable at John Diefenbaker Public School to help address space issues.
- Increase in PMR funding was appreciated and will assist in funding future projects.
- The 2018-2019 PMR budget was increased to \$2,300,000.00.
- Increased funding levels of PMR and the Board's commitment to maintaining its facilities have allowed us to undertake projects that will help in extending the life of the division facilities.
- Mechanical systems in many of our schools have been or are on list for replacement.
- We are addressing building envelope projects such as window replacements.

B. Challenges

- The age of SRPSD facilities (13 to 109 years).
- Continued budget reductions will have impact on services to facilities.
- Lack of funding for capital projects (i.e. W.P. Sandin Public High School).

GOVERNANCE IMPLICATIONS

1. Based upon the report, it is recommended the Board maintain current direction for ensuring the facilities budget remains at the level that best serves our facilities.